

Project Name \_\_\_\_\_

Group Members \_\_\_\_\_


Period \_\_\_\_\_

PB & J 6 Shot Sequence

Scene 1

Scene 2

Scene 3



SHOT TYPE \_\_\_\_\_

SHOT TYPE \_\_\_\_\_

SHOT TYPE \_\_\_\_\_

Description

\_\_\_\_\_

\_\_\_\_\_

\_\_\_\_\_

\_\_\_\_\_

\_\_\_\_\_

\_\_\_\_\_

Caption Title:


Caption Title:

Caption Title:

Scene 4

Scene 5

Scene 6



SHOT TYPE \_\_\_\_\_

SHOT TYPE \_\_\_\_\_

SHOT TYPE \_\_\_\_\_

\_\_\_\_\_

\_\_\_\_\_

\_\_\_\_\_

\_\_\_\_\_

\_\_\_\_\_

\_\_\_\_\_

Caption Title:

Caption Title:

Caption Title:

YOUR TASK IS TO CREATE A 6 SHOT VIDEO SEQUENCE TEACHING US SOMETHING

Describe each shot -Make it so anyone can understand what is going on

Each scene will be shot and held for 5 seconds

Scene 1



---

---

Scene 2



---

---


Scene 3



---

---


Scene 4



---

---


Scene 5



---

---

Scene 6



---

---

YOUR TASK IS TO CREATE A 6 SHOT VIDEO SEQUENCE TEACHING US SOMETHING

Describe each shot -Make it so anyone can understand what is going on

Each scene will be shot and held for 5 seconds