




# Origami Swan


Ava Hunter





Get a square piece of paper




Fold paper in half then in half again



# Fold paper corner to corner twice




# Unfold everything





# Fold paper



Bring in the side corners while bring the top corner down





Fold one corner of the square so the edge is lined up with the center line









Flip and repeat to other side




Fold top down and crease it





Open one side up, and lay it flat. Lift top flap open and fold it upwards




Lay it flat




Flip over and repeat on the other side




Fold in flaps in so the edge lines up with the center line on both sides



And you should get something like this




Fold both “legs” up






Fold both wings down



Fold to form a crane head



Blow up crane to make it bigger



And it's done!

