
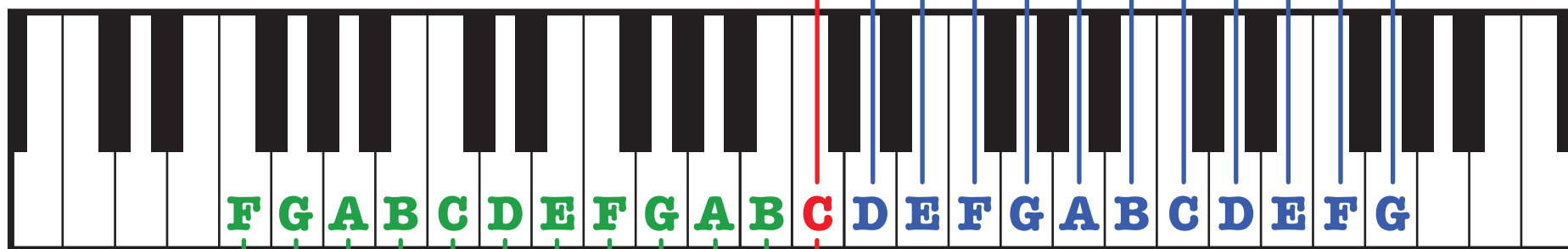



READING PIANO KEYS

All musical instruments, including the piano, use SEVEN basic notes: A, B, C, D, E, F, G.

A piano has a total of 88 keys. These seven notes are played on the white keys, repeated over and over, but the pitch gets higher as they go from left to right.


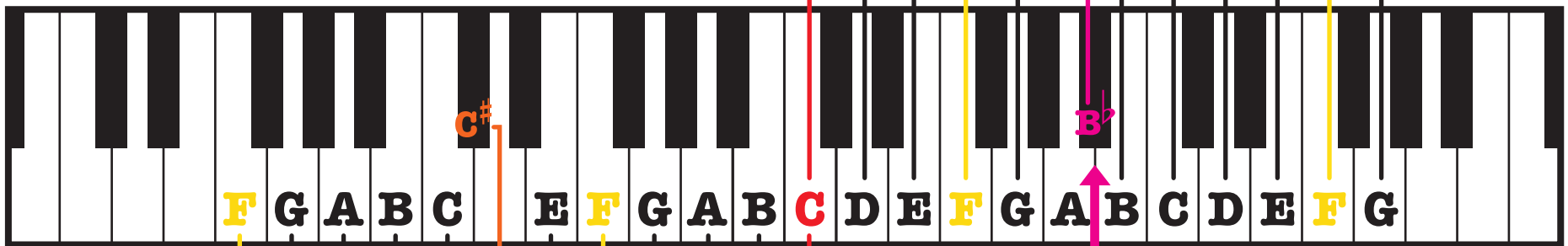


**TASK-Open GarageBand-Make EMPTY Project-
Choose Software Instrument-
Go to Window-Show Keyboard
Use this worksheet as a guide
Learn to play with the keyboard
Record something before you leave**

C	C[#] D^b	D	D[#] E^b	E	F	F[#] G^b	G	G[#] A^b	A	B	A[#] B^b
----------	--	----------	--	----------	----------	--	----------	--	----------	----------	--

VOGABULARY

OCTAVE: An octave is a series of 8 notes in order. All notes can be played at many different octaves; it is the same note, but with a higher or lower pitch. The keys highlighted in yellow represent an octave.



FLAT (b): This symbol “flat” means that the note is played one half-step below (on the black keys).

SHARP (#): This symbol “sharp” means that the note is played one half-stop above (on the black keys).

CHORD: A chord is many notes played together, at the same time to create a harmony.

