



Photography Composition using the Elements of Art



What We Want You To Learn:

- a. To be able to identify and use the
Elements Of Art in taking photos**

Elements Of Art

The 7 Basic Building Blocks

Da Ingredients



- Line
- Shape
- Form
- Space
- Value
- Texture
- Color

**You must memorize these
7 Elements Of Art**

Lines



- A mark made by a moving point.
- Has greater length than width.
- Directs the eye – horizontal, vertical, diagonal, etc.

Lines







Shape/Form




- A contained area.
- Can be GEOMETRIC (man-made) ex. Square, triangle, circle, etc.
- Can be ORGANIC (natural) ex. Leaves, humans, puddles, etc.
- Shapes are 2-Dimensional and flat. (circle)
- Forms are 3-Dimensional with height, width and depth. (sphere)

Shape/Form





Shape/Form



Shape is 2D
Form is 3D



Space



- The area used or unused in a composition.
- Positive space – the area the objects/subject takes up.
- Negative space – the area around, under, through and between.
- Foreground (closest), Middle ground, and Background (farthest).

Space



Space

Positive/Negative



Value



- How Light Or How Dark The Color Is
- Black and White and all the Grayscales in between
- Can add drama and impact to your photo

Value





Value



Texture



- The surface quality.
- How an object feels, or how it looks like it feels.
- Rough, smooth, bumpy, gooey, sharp, etc.

Texture





Texture





Color



- Artistic term is HUE
- Need light to see color.
- Use color schemes to enhance appeal or make impact.

Color





Color



Art Elements in Photographic Composition

- The Elements are used in *making* photographs – not just taking photographs.
- You have to know and understand the elements of art to *see* them all around you and capture them in your photos.
- Good luck!